



LINEE GUIDA 2021 PER IL TRATTAMENTO DEL TUMORE POLMONARE NON A PICCOLE CELLULE (NSCLC)

47

TRATTAMENTO DEL NSCLC IN STADIO PRECOCE E LOCALMENTE AVANZATO NEL PAZIENTE ANZIANO E CON PS \geq 2 E LOCALMENTE AVANZATO





TRATTAMENTO DEL NSCLC IN STADIO PRECOCE E LOCALMENTE AVANZATO NEL PAZIENTE ANZIANO E CON PS \geq 2

Sono stati riportati i dati relativi ai 155 pazienti con età \geq 65 anni arruolati nello studio JBR.10 che randomizzava i pazienti allo stadio IB-II radicalmente operati a ricevere cisplatino + vinorelbina o controllo [161]. Le caratteristiche dei pazienti erano ben bilanciate ad eccezione dell'istologia (adenocarcinoma: 58% nei giovani, 43% negli anziani; squamoso: 32% nei giovani, 49% negli anziani; $p = 0.001$) e il PS (PS 0: 53% nei giovani, 41% negli anziani; $p = 0.01$). La chemioterapia adiuvante ha significativamente migliorato la sopravvivenza degli anziani con un HR di 0.61 ($p = 0.04$), beneficio simile a quello riportato nella popolazione generale. L'intensità di dose mediana è stata significativamente inferiore negli anziani rispetto ai giovani con il cisplatino 14.1 mg/m²/settimana versus 18 mg/m²/settimana ($p = 0.001$) e la vinorelbina 9.9 mg/m²/settimana versus 13.2 mg/m²/settimana ($p = 0.004$), rispettivamente. Pertanto, gli anziani hanno ricevuto una intensità di dose più bassa di vinorelbina ($p = 0.014$) e cisplatino ($p = 0.006$) e hanno completato il trattamento in percentuale minore ($p = 0.03$). Per quanto concerne la tollerabilità, non è stata riportata alcuna differenza in tossicità, ospedalizzazione o morti tossiche tra i giovani e gli anziani [161]. Un altro dato retrospettivo deriva da una "pooled analysis" condotta sui dati individuali dei 4.584 pazienti inclusi nella metanalisi LACE [162]. I pazienti sono stati suddivisi in tre gruppi in base alle seguenti fasce di età: 3.269 giovani (71% con età < 65 anni), 901 pazienti con età intermedia (20% con età tra 65 e 69 anni), e 414 anziani (9% con età > 70 anni). L'HR di mortalità è stato per i giovani dello 0.86, per la categoria intermedia 1.01, e per gli anziani 0.90. L'HR per la sopravvivenza libera da eventi è stato per i giovani 0.82, per la categoria intermedia 0.90, e per gli anziani 0.87. La percentuale di pazienti anziani che sono deceduti per cause non correlate al NSCLC è stata più elevata (12% nei giovani, 19% nella categoria intermedia, 22% negli anziani; $p < .0001$). Anche in questa analisi non è stata riscontrata alcuna differenza in tossicità e gli anziani hanno ricevuto meno chemioterapia [162]. Alla luce di questi dati si conferma che la chemioterapia adiuvante a base di cisplatino non dovrebbe essere preclusa agli anziani con NSCLC radicalmente operato solo in base all'età cronologica anche se rimangono perplessità sulla tollerabilità di schemi chemioterapici aggressivi contenenti platino in pazienti anziani nella pratica clinica.

Va comunque considerato che i dati nella popolazione \geq 75 anni sono molto esigui essendo pochi i pazienti con tale età inseriti negli studi clinici e che la scelta di effettuare il trattamento deve essere presa sempre con grande cautela. Ad ogni modo i dati oggi disponibili sulla chemioterapia adiuvante del NSCLC dei pazienti anziani sono solo retrospettivi e solo studi randomizzati prospettici potranno fornire risultati adeguati.

Un'analisi condotta su 1.507 pazienti inclusi in studi randomizzati di terapia neoadiuvante ha evidenziato un vantaggio in sopravvivenza a favore della chemioterapia del 12% (HR 0.88, intervallo di confidenza al 95% 0.76-1.01, $p = 0.07$), equivalente ad un miglioramento assoluto in sopravvivenza a 5 anni del 5% [163]. Purtroppo, ad oggi, non sono disponibili studi clinici di chemioterapia neoadiuvante nei pazienti anziani affetti da NSCLC. Questo tipo di approccio terapeutico essendo generalmente meglio tollerato di quella adiuvante potrebbe essere particolarmente interessante proprio nei pazienti anziani che potrebbero sopportarla meglio rispetto alla terapia standard post-operatoria.



Un dato interessante è emerso dalla metanalisi di Auperin et al. che, confermando in oltre 1200 pazienti il beneficio del trattamento concomitante rispetto a quello sequenziale con un aumento della sopravvivenza del 4.5% a 5 anni [164], non trova nell'età una discriminante nell'ottenimento del beneficio che quindi viene confermato anche nella popolazione anziana. Sempre più emerge quindi l'osservazione che non tanto l'età anagrafica quanto quella cosiddetta biologica sia uno dei fattori che deve orientare il clinico nella proposta del miglior approccio terapeutico. Pertanto, non sono al momento disponibili dati certi su quale possa essere il migliore approccio terapeutico nei pazienti anziani con NSCLC allo stadio IIIB. Anche se l'associazione risulta più efficace, l'approccio chemio-radioterapico sequenziale e la sola radioterapia potrebbero essere valide alternative nei casi in cui vi sono preoccupazioni sulla tollerabilità di un trattamento chemioterapico.

Nello studio di fase III PACIFIC [159], per tutti i sottogruppi considerati, inclusa l'età essendo stati arruolati pazienti con un range fino a 90 anni, i risultati sono stati a favore del consolidamento con durvalumab [160, 165]. Ovviamente occorre molta attenzione nel selezionare pazienti ultrasessantenni da sottoporre ad un trattamento così intensivo.

RACCOMANDAZIONI

- *Per i pazienti anziani (età 70-75 anni) affetti da NSCLC allo stadio II-IIIa radicalmente operato, con un buon performance status, in assenza di patologia concomitanti maggiori, con un buon recupero post-operatorio la chemioterapia adiuvante con regimi a base di cisplatino è una opzione terapeutica.*

LIVELLO DI EVIDENZA III

GRADO DI RACCOMANDAZIONE B

- *Per i pazienti anziani (età \geq 75 anni) affetti da NSCLC allo stadio II-IIIa radicalmente operato, la chemioterapia adiuvante non è raccomandata.*

LIVELLO DI EVIDENZA III

GRADO DI RACCOMANDAZIONE B

- *Per i pazienti anziani (età 70-75 anni) affetti da NSCLC allo stadio IIIa, con un buon performance status, in assenza di patologie concomitanti maggiori, la chemioterapia neoadiuvante con regimi a base di cisplatino rappresenta una opzione terapeutica.*

LIVELLO DI EVIDENZA IV

GRADO DI RACCOMANDAZIONE C

- *Per i pazienti anziani (età \geq 75 anni) affetti da NSCLC allo stadio IIIa, la chemioterapia neoadiuvante non è raccomandata.*

LIVELLO DI EVIDENZA IV

GRADO DI RACCOMANDAZIONE C





RACCOMANDAZIONI

- Per i pazienti anziani (età 70-75 anni) affetti da NSCLC allo stadio IIIB-C, con un buon performance status, in assenza di patologie concomitanti maggiori, è raccomandata la chemioradioterapia sequenziale o, in casi estremamente selezionati, concomitante.

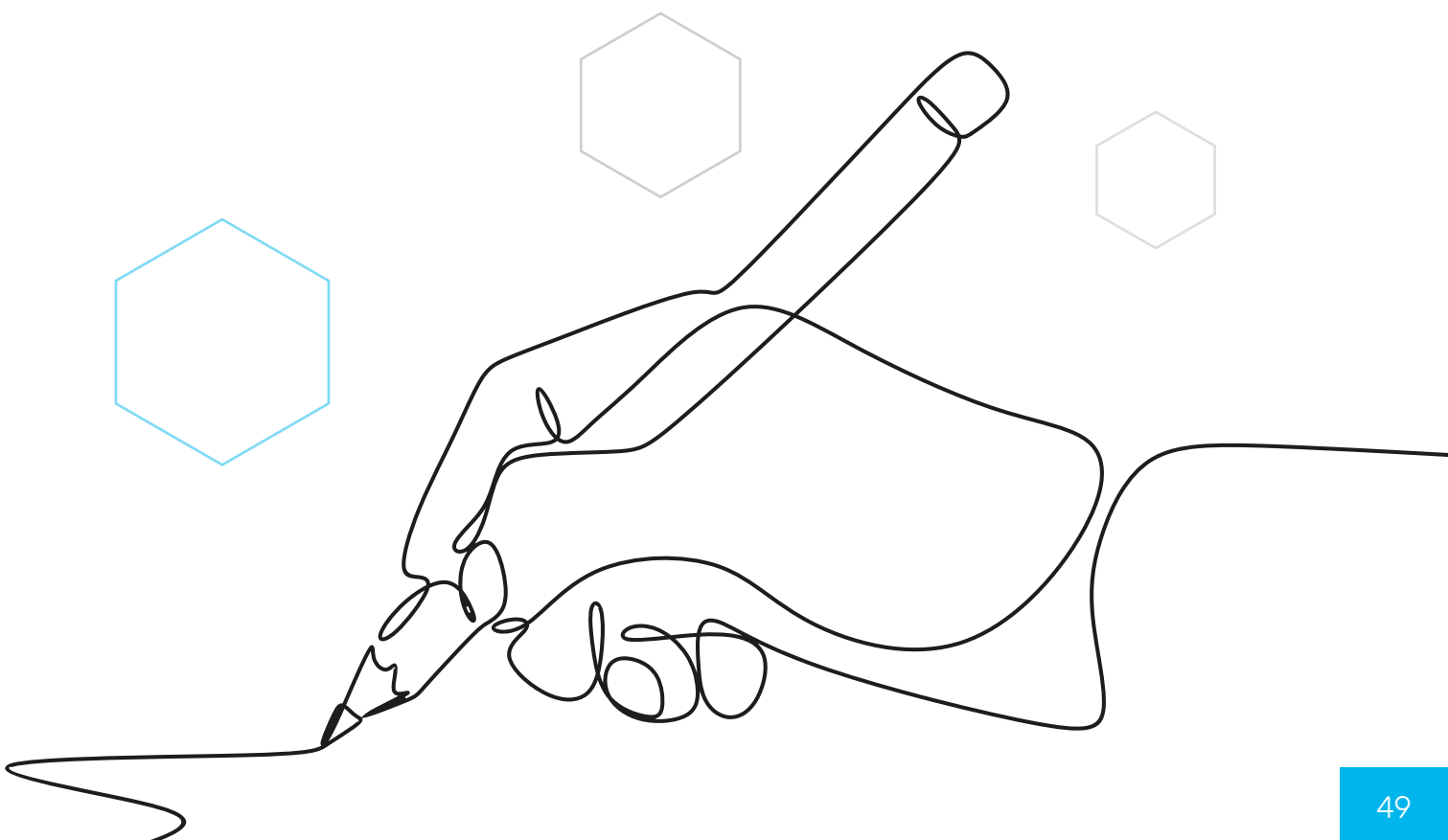
LIVELLO DI EVIDENZA IV
GRADO DI RACCOMANDAZIONE C

- Per i pazienti anziani (età \geq 75 anni) affetti da NSCLC allo stadio IIIB-C, è raccomandata la sola radioterapia o in casi molto selezionati, l'associazione radio-chemioterapica.

LIVELLO DI EVIDENZA IV
GRADO DI RACCOMANDAZIONE C

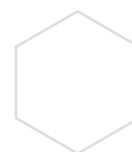
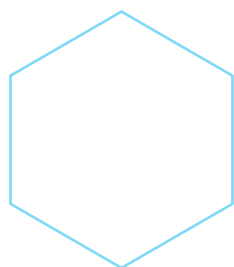
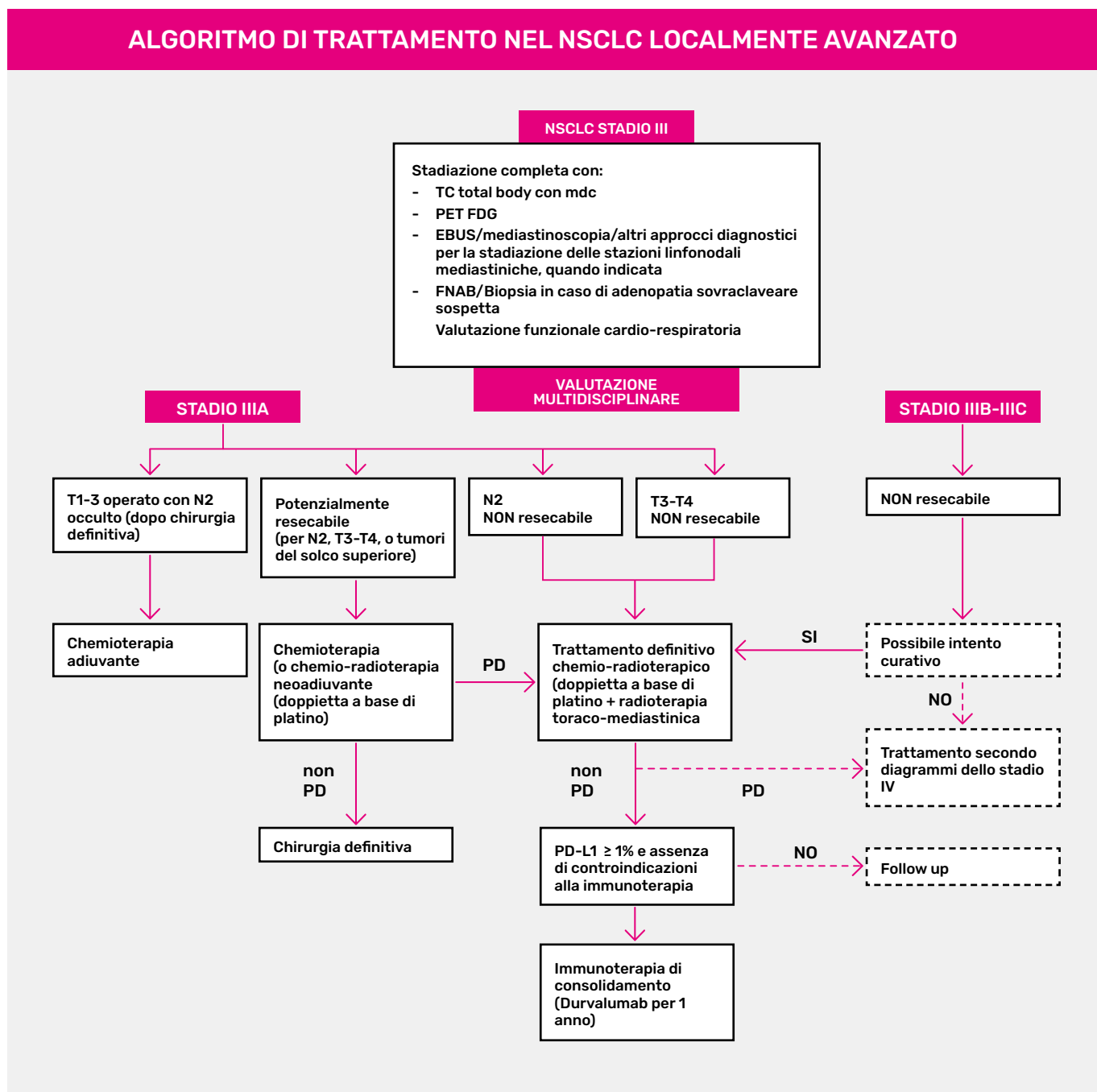
- Per i pazienti anziani (età \geq 65 anni) affetti da NSCLC allo stadio IIIA non operabile/IIIB-C con PD-L1 \geq 1%, con un buon performance status, in assenza di patologie concomitanti maggiori ed in cui l'immunoterapia non è controindicata, il trattamento di consolidamento con durvalumab dopo chemio-radioterapia (almeno 2 cicli di chemioterapia) a dosi radicali è raccomandato.

LIVELLO DI EVIDENZA III
GRADO DI RACCOMANDAZIONE B





ALGORITMO DI TRATTAMENTO NEL NSCLC LOCALMENTE AVANZATO





BIBLIOGRAFIA

1. Goldstraw, P., et al., *The IASLC Lung Cancer Staging Project: Proposals for Revision of the TNM Stage Groupings in the Forthcoming (Eighth) Edition of the TNM Classification for Lung Cancer*. *J Thorac Oncol*, 2016. **11**(1): p. 39-51.
2. Bray, F., et al., *Global cancer statistics 2018: GLOBOCAN estimates of incidence and mortality worldwide for 36 cancers in 185 countries*. *CA Cancer J Clin*, 2018. **68**(6): p. 394-424.
3. Swanson, S.J., et al., *Video-assisted thoracic surgery lobectomy: report of CALGB 39802--a prospective, multi-institution feasibility study*. *J Clin Oncol*, 2007. **25**(31): p. 4993-7.
4. Solaini, L., et al., *Video-assisted thoracic surgery major pulmonary resections. Present experience*. *Eur J Cardiothorac Surg*, 2001. **20**(3): p. 437-42.
5. McKenna, R.J., Jr., W. Houck, and C.B. Fuller, *Video-assisted thoracic surgery lobectomy: experience with 1,100 cases*. *Ann Thorac Surg*, 2006. **81**(2): p. 421-5; discussion 425-6.
6. Whitson, B.A., et al., *Surgery for early-stage non-small cell lung cancer: a systematic review of the video-assisted thoracoscopic surgery versus thoracotomy approaches to lobectomy*. *Ann Thorac Surg*, 2008. **86**(6): p. 2008-16; discussion 2016-8.
7. McKenna, R.J., Jr., et al., *Is lobectomy by video-assisted thoracic surgery an adequate cancer operation?* *Ann Thorac Surg*, 1998. **66**(6): p. 1903-8.
8. Nomori, H., et al., *What is the advantage of a thoracoscopic lobectomy over a limited thoracotomy procedure for lung cancer surgery?* *Ann Thorac Surg*, 2001. **72**(3): p. 879-84.
9. Iwasaki, A., et al., *Is video-assisted thoracoscopic surgery suitable for resection of primary lung cancer?* *Thorac Cardiovasc Surg*, 1997. **45**(1): p. 13-5.
10. Roviario, G., et al., *Long-term survival after videothoracoscopic lobectomy for stage I lung cancer*. *Chest*, 2004. **126**(3): p. 725-32.
11. Shigemura, N., et al., *Long-term outcomes after a variety of video-assisted thoracoscopic lobectomy approaches for clinical stage IA lung cancer: a multi-institutional study*. *J Thorac Cardiovasc Surg*, 2006. **132**(3): p. 507-12.
12. Walker, W.S., et al., *Long-term outcomes following VATS lobectomy for non-small cell bronchogenic carcinoma*. *Eur J Cardiothorac Surg*, 2003. **23**(3): p. 397-402.
13. Sugiura, H., et al., *Long-term benefits for the quality of life after video-assisted thoracoscopic lobectomy in patients with lung cancer*. *Surg Laparosc Endosc Percutan Tech*, 1999. **9**(6): p. 403-8.
14. Goldstraw, P., *Report on the international workshop on intrathoracic staging*. London, October 1996. *Lung Cancer*, 1997. **18**(1): p. 107-111.
15. Izbicki, J.R., et al., *Impact of radical systematic mediastinal lymphadenectomy on tumor staging in lung cancer*. *Ann Thorac Surg*, 1995. **59**(1): p. 209-14.
16. Rami-Porta, R., C. Wittekind, and P. Goldstraw, *Complete resection in lung cancer surgery: proposed definition*. *Lung Cancer*, 2005. **49**(1): p. 25-33.
17. Graham, A.N.J., et al., *Systematic nodal dissection in the intrathoracic staging of patients with non-small cell lung cancer*. *The Journal of Thoracic and Cardiovascular Surgery*, 1999. **117**(2): p. 246-251.
18. Naruke, T., et al., *Lymph node sampling in lung cancer: how should it be done?* *Eur J Cardiothorac Surg*, 1999. **16 Suppl 1**: p. S17-24.
19. Ichinose, Y., et al., *Completely resected stage IIIA non-small cell lung cancer: the significance of primary tumor location and N2 station*. *J Thorac Cardiovasc Surg*, 2001. **122**(4): p. 803-8.
20. De Leyn, P., et al., *Role of cervical mediastinoscopy in staging of non-small cell lung cancer without enlarged mediastinal lymph nodes on CT scan*. *Eur J Cardiothorac Surg*, 1997. **12**(5): p. 706-12.
21. Verhagen, A.F., et al., *FDG-PET in staging lung cancer: how does it change the algorithm?* *Lung Cancer*, 2004. **44**(2): p. 175-81.
22. *[Intraoperative lymph node staging in bronchogenic carcinoma surgery. Consensus report]*. *Arch Bronconeumol*, 2001. **37**(11): p. 495-503.
23. Keller, S.M., et al., *Mediastinal lymph node dissection improves survival in patients with stages II and IIIa non-small cell lung cancer*. Eastern Cooperative Oncology Group. *Ann Thorac Surg*, 2000. **70**(2): p. 358-65; discussion 365-6.
24. Fernando, H.C. and P. Goldstraw, *The accuracy of clinical evaluative intrathoracic staging in lung cancer as assessed by postsurgical pathologic staging*. *Cancer*, 1990. **65**(11): p. 2503-2506.



25. Goldstraw, P., et al., Surgical management of non-small-cell lung cancer with ipsilateral mediastinal node metastasis (N2 disease). *J Thorac Cardiovasc Surg*, 1994. **107**(1): p. 19-27; discussion 27-8.
26. Martini, N. and B.J. Flehinger, The role of surgery in N2 lung cancer. *Surg Clin North Am*, 1987. **67**(5): p. 1037-49.
27. Maggi, G., et al., Resection and radical lymphadenectomy for lung cancer: prognostic significance of lymphatic metastases. *Int Surg*, 1990. **75**(1): p. 17-21.
28. Wu, Y., et al., A randomized trial of systematic nodal dissection in resectable non-small cell lung cancer. *Lung Cancer*, 2002. **36**(1): p. 1-6.
29. Lardinois, D., et al., Morbidity, survival, and site of recurrence after mediastinal lymph-node dissection versus systematic sampling after complete resection for non-small cell lung cancer. *Ann Thorac Surg*, 2005. **80**(1): p. 268-74; discussion 274-5.
30. Ishida, T., et al., Strategy for lymphadenectomy in lung cancer three centimeters or less in diameter. *The Annals of Thoracic Surgery*, 1990. **50**(5): p. 708-713.
31. Konaka, C., et al., Peripheral non-small cell lung cancers 2.0 cm or less in diameter: proposed criteria for limited pulmonary resection based upon clinicopathological presentation. *Lung Cancer*, 1998. **21**(3): p. 185-91.
32. Miller, D.L., et al., Surgical treatment of non-small cell lung cancer 1 cm or less in diameter. *Ann Thorac Surg*, 2002. **73**(5): p. 1545-50; discussion 1550-1.
33. Zhou, Q., et al., Clinicopathologic features in resected subcentimeter lung cancer--status of lymph node metastases. *Interact Cardiovasc Thorac Surg*, 2010. **10**(1): p. 53-7.
34. Ginsberg, R.J. and L.V. Rubinstein, Randomized trial of lobectomy versus limited resection for T1 N0 non-small cell lung cancer. *Lung Cancer Study Group. Ann Thorac Surg*, 1995. **60**(3): p. 615-22; discussion 622-3.
35. Linden, P.A., et al., Lung resection in patients with preoperative FEV1 < 35% predicted. *Chest*, 2005. **127**(6): p. 1984-90.
36. Martin-Ucar, A.E., et al., A case-matched study of anatomical segmentectomy versus lobectomy for stage I lung cancer in high-risk patients. *Eur J Cardiothorac Surg*, 2005. **27**(4): p. 675-9.
37. Watanabe, S., et al., Recent results of postoperative mortality for surgical resections in lung cancer. *Ann Thorac Surg*, 2004. **78**(3): p. 999-1002; discussion 1002-3.
38. Jackevicius, A., S. Cicenias, and P. Naujokaitis, Limited resection of lung cancer. *Acta chirurgica Hungarica*, 1999. **38**(1): p. 49-51.
39. Tsubota, N., et al., Ongoing prospective study of segmentectomy for small lung tumors. Study Group of Extended Segmentectomy for Small Lung Tumor. *Ann Thorac Surg*, 1998. **66**(5): p. 1787-90.
40. Landreneau, R.J., et al., Wedge resection versus lobectomy for stage I (T1 N0 M0) non-small-cell lung cancer. *J Thorac Cardiovasc Surg*, 1997. **113**(4): p. 691-8; discussion 698-700.
41. Wisnivesky, J.P., et al., Radiation therapy for the treatment of unresected stage I-II non-small cell lung cancer. *Chest*, 2005. **128**(3): p. 1461-7.
42. Raz, D.J., et al., Natural history of stage I non-small cell lung cancer: implications for early detection. *Chest*, 2007. **132**(1): p. 193-9.
43. Janssen-Heijnen, M.L., et al., Prevalence of co-morbidity in lung cancer patients and its relationship with treatment: a population-based study. *Lung Cancer*, 1998. **21**(2): p. 105-13.
44. Mery, C.M., et al., Similar long-term survival of elderly patients with non-small cell lung cancer treated with lobectomy or wedge resection within the surveillance, epidemiology, and end results database. *Chest*, 2005. **128**(1): p. 237-45.
45. Qiao, X., et al., The role of radiotherapy in treatment of stage I non-small cell lung cancer. *Lung Cancer*, 2003. **41**(1): p. 1-11.
46. Herder, G.J., et al., Clinical prediction model to characterize pulmonary nodules: validation and added value of 18F-fluorodeoxyglucose positron emission tomography. *Chest*, 2005. **128**(4): p. 2490-6.
47. Purdy, J.A., Dose to normal tissues outside the radiation therapy patient's treated volume: a review of different radiation therapy techniques. *Health Phys*, 2008. **95**(5): p. 666-76.
48. Timmerman, R., et al., Excessive toxicity when treating central tumors in a phase II study of stereotactic body radiation therapy for medically inoperable early-stage lung cancer. *J Clin Oncol*, 2006. **24**(30): p. 4833-9.
49. Onishi, H., et al., Hypofractionated stereotactic radiotherapy (HypoFXSRT) for stage I non-small cell lung cancer: updated results of 257 patients in a Japanese multi-institutional study. *J Thorac Oncol*, 2007. **2**(7 Suppl 3): p. S94-100.



50. Lagerwaard, F.J., et al., Outcomes of risk-adapted fractionated stereotactic radiotherapy for stage I non-small-cell lung cancer. *Int J Radiat Oncol Biol Phys*, 2008. **70**(3): p. 685-92.
51. Nagata, Y., et al., Prospective Trial of Stereotactic Body Radiation Therapy for Both Operable and Inoperable T1N0M0 Non-Small Cell Lung Cancer: Japan Clinical Oncology Group Study JCOG0403. *Int J Radiat Oncol Biol Phys*, 2015. **93**(5): p. 989-96.
52. Nguyen, N.P., et al., Can stereotactic fractionated radiation therapy become the standard of care for early stage non-small cell lung carcinoma. *Cancer Treat Rev*, 2008. **34**(8): p. 719-27.
53. Lencioni, R., et al., Radiofrequency ablation of lung malignancies: where do we stand? *Cardiovasc Intervent Radiol*, 2004. **27**(6): p. 581-90.
54. Abbas, G., et al., Ablative treatments for lung tumors: radiofrequency ablation, stereotactic radiosurgery, and microwave ablation. *Thorac Surg Clin*, 2007. **17**(2): p. 261-71.
55. Hiraki, T., et al., Pneumothorax, pleural effusion, and chest tube placement after radiofrequency ablation of lung tumors: incidence and risk factors. *Radiology*, 2006. **241**(1): p. 275-83.
56. Chemotherapy in non-small cell lung cancer: a meta-analysis using updated data on individual patients from 52 randomised clinical trials. Non-small Cell Lung Cancer Collaborative Group. *BMJ*, 1995. **311**(7010): p. 899-909.
57. Pignon, J.P., et al., Lung adjuvant cisplatin evaluation: a pooled analysis by the LACE Collaborative Group. *J Clin Oncol*, 2008. **26**(21): p. 3552-9.
58. Pisters, K.M., et al., Cancer Care Ontario and American Society of Clinical Oncology adjuvant chemotherapy and adjuvant radiation therapy for stages I-IIIa resectable non small-cell lung cancer guideline. *J Clin Oncol*, 2007. **25**(34): p. 5506-18.
59. Arriagada, R., et al., Long-term results of the international adjuvant lung cancer trial evaluating adjuvant Cisplatin-based chemotherapy in resected lung cancer. *J Clin Oncol*, 2010. **28**(1): p. 35-42.
60. Douillard, J.Y., et al., Adjuvant vinorelbine plus cisplatin versus observation in patients with completely resected stage IB-IIIa non-small-cell lung cancer (Adjuvant Navelbine International Trialist Association [ANITA]): a randomised controlled trial. *Lancet Oncol*, 2006. **7**(9): p. 719-27.
61. Butts, C.A., et al., Randomized phase III trial of vinorelbine plus cisplatin compared with observation in completely resected stage IB and II non-small-cell lung cancer: updated survival analysis of JBR-10. *J Clin Oncol*, 2010. **28**(1): p. 29-34.
62. Burdett, S., et al., Adjuvant chemotherapy for resected early-stage non-small cell lung cancer. *Cochrane Database Syst Rev*, 2015(3): p. Cd011430.
63. Strauss, G.M., et al., Adjuvant paclitaxel plus carboplatin compared with observation in stage IB non-small-cell lung cancer: CALGB 9633 with the Cancer and Leukemia Group B, Radiation Therapy Oncology Group, and North Central Cancer Treatment Group Study Groups. *J Clin Oncol*, 2008. **26**(31): p. 5043-51.
64. Olaussen, K.A., et al., DNA Repair by ERCC1 in Non-Small-Cell Lung Cancer and Cisplatin-Based Adjuvant Chemotherapy. *New England Journal of Medicine*, 2006. **355**(10): p. 983-991.
65. Zhong, W.Z., et al., Gefitinib versus vinorelbine plus cisplatin as adjuvant treatment for stage II-IIIa (N1-N2) EGFR-mutant NSCLC (ADJUVANT/CTONG1104): a randomised, open-label, phase 3 study. *Lancet Oncol*, 2018. **19**(1): p. 139-148.
66. Wu, Y.-L., et al., CTONG1104: Adjuvant gefitinib versus chemotherapy for resected N1-N2 NSCLC with EGFR mutation—Final overall survival analysis of the randomized phase III trial 1 analysis of the randomized phase III trial. *Journal of Clinical Oncology*, 2020. **38**(15_suppl): p. 9005-9005.
67. Yue, D., et al., Erlotinib versus vinorelbine plus cisplatin as adjuvant therapy in Chinese patients with stage IIIa EGFR mutation-positive non-small-cell lung cancer (EVAN): a randomised, open-label, phase 2 trial. *Lancet Respir Med*, 2018. **6**(11): p. 863-873.
68. Pennell, N.A., et al., SELECT: A Phase II Trial of Adjuvant Erlotinib in Patients With Resected Epidermal Growth Factor Receptor-Mutant Non-Small-Cell Lung Cancer. *J Clin Oncol*, 2019. **37**(2): p. 97-104.
69. Li, N., et al., Pemetrexed-carboplatin adjuvant chemotherapy with or without gefitinib in resected stage IIIa-N2 non-small cell lung cancer harbouring EGFR mutations: a randomized, phase II study. *Ann Surg Oncol*, 2014. **21**(6): p. 2091-6.
70. Wu, Y.-L., et al., Osimertinib in Resected EGFR-Mutated Non-Small-Cell Lung Cancer. *New England Journal of Medicine*, 2020.
71. Vansteenkiste, J.F., et al., Efficacy of the MAGE-A3 cancer immunotherapeutic as adjuvant therapy in patients with resected MAGE-A3-positive non-small-cell lung cancer (MAGRIT): a randomised, double-blind, placebo-controlled, phase 3 trial. *Lancet Oncol*, 2016. **17**(6): p. 822-835.



72. Wakelee, H.A., et al., Adjuvant chemotherapy with or without bevacizumab in patients with resected non-small-cell lung cancer (E1505): an open-label, multicentre, randomised, phase 3 trial. *Lancet Oncol*, 2017. **18**(12): p. 1610-1623.
73. Wakelee, H.A., IMpower010: Primary results of a phase III global study of atezolizumab versus best supportive care after adjuvant chemotherapy in resected stage IB-IIIa non-small cell lung cancer (NSCLC). ASCO Annual Meeting, 2021 (American Society of Clinical Oncology).
74. Sawyer, T.E., et al., The impact of surgical adjuvant thoracic radiation therapy for patients with nonsmall cell lung carcinoma with ipsilateral mediastinal lymph node involvement. *Cancer*, 1997. **80**(8): p. 1399-1408.
75. Taylor, N.A., et al., Postoperative radiotherapy increases locoregional control of patients with stage IIIa non-small-cell lung cancer treated with induction chemotherapy followed by surgery. *Int J Radiat Oncol Biol Phys*, 2003. **56**(3): p. 616-25.
76. Postoperative radiotherapy in non-small-cell lung cancer: systematic review and meta-analysis of individual patient data from nine randomised controlled trials. PORT Meta-analysis Trialists Group. *Lancet*, 1998. **352**(9124): p. 257-63.
77. Dautzenberg, B., et al., A controlled study of postoperative radiotherapy for patients with completely resected nonsmall cell lung carcinoma. Groupe d'Etude et de Traitement des Cancers Bronchiques. *Cancer*, 1999. **86**(2): p. 265-73.
78. Lally, B.E., et al., Postoperative radiotherapy for stage II or III non-small-cell lung cancer using the surveillance, epidemiology, and end results database. *J Clin Oncol*, 2006. **24**(19): p. 2998-3006.
79. Trodella, L., et al., Adjuvant radiotherapy in non-small cell lung cancer with pathological stage I: definitive results of a phase III randomized trial. *Radiother Oncol*, 2002. **62**(1): p. 11-9.
80. Park, J.H., P2-202: Postoperative adjuvant therapy for stage IIIa non small cell lung cancer. *Journal of Thoracic Oncology*, 2007. **2**(8, Supplement): p. S651.
81. Burdett, S., et al., Postoperative radiotherapy for non-small cell lung cancer. *Cochrane Database Syst Rev*, 2016. **9**(9): p. Cd002142.
82. Mountain, C.F. and C.M. Dresler, Regional lymph node classification for lung cancer staging. *Chest*, 1997. **111**(6): p. 1718-23.
83. Detterbeck, F.C., M.P. Rivera, and M. Socinski, *Diagnosis and Treatment of Lung Cancer: An Evidence-based Guide for the Practicing Clinician*. 2001: W.B. Saunders Company.
84. Venissac, N., M. Alifano, and J. Mouroux, Video-assisted mediastinoscopy: experience from 240 consecutive cases. *Ann Thorac Surg*, 2003. **76**(1): p. 208-12.
85. Leschber, G., G. Holinka, and A. Linder, Video-assisted mediastinoscopic lymphadenectomy (VAMLA)--a method for systematic mediastinal lymphnode dissection. *Eur J Cardiothorac Surg*, 2003. **24**(2): p. 192-5.
86. Silvestri, G.A., et al., Noninvasive staging of non-small cell lung cancer: ACCP evidenced-based clinical practice guidelines (2nd edition). *Chest*, 2007. **132**(3 Suppl): p. 178s-201s.
87. Detterbeck, F.C., et al., Invasive mediastinal staging of lung cancer: ACCP evidence-based clinical practice guidelines (2nd edition). *Chest*, 2007. **132**(3 Suppl): p. 202s-220s.
88. Smulders, S.A., et al., Surgical mediastinal staging in daily practice. *Lung Cancer*, 2005. **47**(2): p. 243-51.
89. De Leyn, P., et al., ESTS guidelines for preoperative lymph node staging for non-small cell lung cancer. *Eur J Cardiothorac Surg*, 2007. **32**(1): p. 1-8.
90. Guarize, J., et al., Endobronchial Ultrasound Transbronchial Needle Aspiration in Thoracic Diseases: Much More than Mediastinal Staging. *Canadian respiratory journal*, **2018**. 2018: p. 4269798-4269798.
91. Ge, X., et al., Comparison of Endobronchial Ultrasound-Guided Fine Needle Aspiration and Video-Assisted Mediastinoscopy for Mediastinal Staging of Lung Cancer. *Lung*, 2015. **193**(5): p. 757-66.
92. Lorent, N., et al., Long-term survival of surgically staged IIIa-N2 non-small-cell lung cancer treated with surgical combined modality approach: analysis of a 7-year prospective experience. *Ann Oncol*, 2004. **15**(11): p. 1645-53.
93. Albain, K.S., et al., Radiotherapy plus chemotherapy with or without surgical resection for stage III non-small-cell lung cancer: a phase III randomised controlled trial. *Lancet*, 2009. **374**(9687): p. 379-86.
94. van Meerbeeck, J.P., et al., Randomized controlled trial of resection versus radiotherapy after induction chemotherapy in stage IIIa-N2 non-small-cell lung cancer. *J Natl Cancer Inst*, 2007. **99**(6): p. 442-50.
95. Burt, M.E., et al., Results of surgical treatment of stage III lung cancer invading the mediastinum. *Surg Clin North Am*, 1987. **67**(5): p. 987-1000.



96. McCaughan, B.C., et al., Chest wall invasion in carcinoma of the lung. Therapeutic and prognostic implications. *J Thorac Cardiovasc Surg*, 1985. **89**(6): p. 836-41.
97. Pastorino, U., Benefits of neoadjuvant chemotherapy in NSCLC. *Chest*, 1996. **109**(5 Suppl): p. 96s-101s.
98. Burdett, S., L.A. Stewart, and L. Rydzewska, A systematic review and meta-analysis of the literature: chemotherapy and surgery versus surgery alone in non-small cell lung cancer. *J Thorac Oncol*, 2006. **1**(7): p. 611-21.
99. Van Zandwijk, N., et al., Gemcitabine and cisplatin as induction regimen for patients with biopsy-proven stage IIIA N2 non-small-cell lung cancer: a phase II study of the European Organization for Research and Treatment of Cancer Lung Cancer Cooperative Group (EORTC 08955). *J Clin Oncol*, 2000. **18**(14): p. 2658-64.
100. Biesma, B., et al., Docetaxel and cisplatin as induction chemotherapy in patients with pathologically-proven stage IIIA N2 non-small cell lung cancer: a phase II study of the European organization for research and treatment of cancer (EORTC 08984). *Eur J Cancer*, 2006. **42**(10): p. 1399-406.
101. O'Brien, M.E., et al., Carboplatin and paclitaxol (Taxol) as an induction regimen for patients with biopsy-proven stage IIIA N2 non-small cell lung cancer. an EORTC phase II study (EORTC 08958). *Eur J Cancer*, 2003. **39**(10): p. 1416-22.
102. Delbaldo, C., et al., Benefits of adding a drug to a single-agent or a 2-agent chemotherapy regimen in advanced non-small-cell lung cancer: a meta-analysis. *Jama*, 2004. **292**(4): p. 470-84.
103. De Marinis, F., et al., Gemcitabine, paclitaxel, and cisplatin as induction chemotherapy for patients with biopsy-proven Stage IIIA(N2) nonsmall cell lung carcinoma: a Phase II multicenter study. *Cancer*, 2003. **98**(8): p. 1707-15.
104. Cappuzzo, F., et al., Phase II study of gemcitabine-cisplatin-paclitaxel triplet as induction chemotherapy in inoperable, locally-advanced non-small cell lung cancer. *Lung Cancer*, 2003. **42**(3): p. 355-61.
105. Garrido, P., et al., Long-term survival associated with complete resection after induction chemotherapy in stage IIIA (N2) and IIIB (T4N0-1) non small-cell lung cancer patients: the Spanish Lung Cancer Group Trial 9901. *J Clin Oncol*, 2007. **25**(30): p. 4736-42.
106. Lim, E., et al., Preoperative versus postoperative chemotherapy in patients with resectable non-small cell lung cancer: systematic review and indirect comparison meta-analysis of randomized trials. *J Thorac Oncol*, 2009. **4**(11): p. 1380-8.
107. Preoperative chemotherapy for non-small-cell lung cancer: a systematic review and meta-analysis of individual participant data. *Lancet*, 2014. **383**(9928): p. 1561-71.
108. Schaake, E.E., et al., Tumor response and toxicity of neoadjuvant erlotinib in patients with early-stage non-small-cell lung cancer. *J Clin Oncol*, 2012. **30**(22): p. 2731-8.
109. Lara-Guerra, H., et al., Phase II study of preoperative gefitinib in clinical stage I non-small-cell lung cancer. *J Clin Oncol*, 2009. **27**(36): p. 6229-36.
110. Zhang, C., et al., Neoadjuvant Crizotinib in Resectable Locally Advanced Non-Small Cell Lung Cancer with ALK Rearrangement. *J Thorac Oncol*, 2019. **14**(4): p. 726-731.
111. Forde, P.M., et al., Neoadjuvant PD-1 Blockade in Resectable Lung Cancer. *N Engl J Med*, 2018. **378**(21): p. 1976-1986.
112. Rusch, V.W., et al., Neoadjuvant atezolizumab in resectable non-small cell lung cancer (NSCLC): Initial results from a multicenter study (LCMC3). *Journal of Clinical Oncology*, 2018. **36**(15_suppl): p. 8541-8541.
113. Cascone, T., et al., Neoadjuvant nivolumab or nivolumab plus ipilimumab in operable non-small cell lung cancer: the phase 2 randomized NEOSTAR trial. *Nat Med*, 2021. **27**(3): p. 504-514.
114. Shu, C.A., et al., Neoadjuvant atezolizumab and chemotherapy in patients with resectable non-small-cell lung cancer: an open-label, multicentre, single-arm, phase 2 trial. *Lancet Oncol*, 2020. **21**(6): p. 786-795.
115. Provencio, M., et al., Neoadjuvant chemotherapy and nivolumab in resectable non-small-cell lung cancer (NADIM): an open-label, multicentre, single-arm, phase 2 trial. *The Lancet Oncology*, 2020. **21**(11): p. 1413-1422.
116. Patrick M. Forde, J.S., Shun Lu, Mariano Provencio, Tetsuya Mitsudomi, Mark M. Awad, Enriqueta Felip, Stephen Broderick, Julie Brahmer, Scott J. Swanson, Keith Kerr, Changli Wang, Gene B. Saylor, Fumihito Tanaka, Hiroyuki Ito, Ke-Neng Chen, Cecile Dorange, Junliang Cai, Joseph Fiore, Nicholas Girard. *Proceedings of the 112th Annual Meeting of the American Association for Cancer Research 2021 April 10-15. Philadelphia (PA): AACR; 2021. Abstract nr CT003. 2021.*
117. Albain, K.S., et al., Concurrent cisplatin/etoposide plus chest radiotherapy followed by surgery for stages IIIA (N2) and IIIB non-small-cell lung cancer: mature results of Southwest Oncology Group phase II study 8805. *J Clin Oncol*, 1995. **13**(8): p. 1880-92.



118. Semik, M., et al., Preoperative chemotherapy with and without additional radiochemotherapy: benefit and risk for surgery of stage III non-small cell lung cancer. *Eur J Cardiothorac Surg*, 2004. **26**(6): p. 1205-1210.
119. Higgins, K., et al., Preoperative chemotherapy versus preoperative chemoradiotherapy for stage III (N2) non-small-cell lung cancer. *Int J Radiat Oncol Biol Phys*, 2009. **75**(5): p. 1462-7.
120. Pless, M., et al., Induction chemoradiation in stage IIIA/N2 non-small-cell lung cancer: a phase 3 randomised trial. *Lancet*, 2015. **386**(9998): p. 1049-56.
121. Senan, S., et al., Literature-based recommendations for treatment planning and execution in high-dose radiotherapy for lung cancer. *Radiother Oncol*, 2004. **71**(2): p. 139-46.
122. Ramella, S., et al., Adding ipsilateral V20 and V30 to conventional dosimetric constraints predicts radiation pneumonitis in stage IIIA-B NSCLC treated with combined-modality therapy. *Int J Radiat Oncol Biol Phys*, 2010. **76**(1): p. 110-5.
123. Van Schil, P., et al., Morbidity and mortality in the surgery arm of EORTC 08941 trial. *Eur Respir J*, 2005. **26**(2): p. 192-7.
124. Fowler, W.C., et al., Postoperative complications after combined neoadjuvant treatment of lung cancer. *Ann Thorac Surg*, 1993. **55**(4): p. 986-9.
125. Deutsch, M., et al., Phase II study of neoadjuvant chemotherapy and radiation therapy with thoracotomy in the treatment of clinically staged IIIA non-small cell lung cancer. *Cancer*, 1994. **74**(4): p. 1243-52.
126. Fujita, S., et al., Postoperative complications after induction chemoradiotherapy in patients with non-small-cell lung cancer. *Eur J Cardiothorac Surg*, 2006. **29**(6): p. 896-901.
127. Robinson, C.G., et al., Postoperative radiotherapy for pathologic N2 non-small-cell lung cancer treated with adjuvant chemotherapy: a review of the National Cancer Data Base. *J Clin Oncol*, 2015. **33**(8): p. 870-6.
128. Le Pechoux, C., et al., LBA3_PR An international randomized trial, comparing post-operative conformal radiotherapy (PORT) to no PORT, in patients with completely resected non-small cell lung cancer (NSCLC) and mediastinal N2 involvement: Primary end-point analysis of LungART (IFCT-0503, UK NCRI, SAKK) NCT00410683. *Annals of Oncology*, 2020. **31**: p. S1178.
129. Martin, J., et al., Morbidity and mortality after neoadjuvant therapy for lung cancer: the risks of right pneumonectomy. *The Annals of Thoracic Surgery*, 2001. **72**(4): p. 1149-1154.
130. Venuta, F., et al., Operative complications and early mortality after induction therapy for lung cancer. *Eur J Cardiothorac Surg*, 2007. **31**(4): p. 714-7.
131. Dillman, R.O., et al., Improved survival in stage III non-small-cell lung cancer: seven-year follow-up of cancer and leukemia group B (CALGB) 8433 trial. *J Natl Cancer Inst*, 1996. **88**(17): p. 1210-5.
132. Sause, W., et al., Final results of phase III trial in regionally advanced unresectable non-small cell lung cancer: Radiation Therapy Oncology Group, Eastern Cooperative Oncology Group, and Southwest Oncology Group. *Chest*, 2000. **117**(2): p. 358-64.
133. Le Chevalier, T., et al., Radiotherapy alone versus combined chemotherapy and radiotherapy in unresectable non-small cell lung carcinoma. *Lung Cancer*, 1994. **10 Suppl 1**: p. S239-44.
134. Chemotherapy for non-small cell lung cancer. *Cochrane Database Syst Rev*, 2000(2): p. Cd002139.
135. Okawara, G., et al., Management of unresected stage III non-small cell lung cancer: a systematic review. *J Thorac Oncol*, 2006. **1**(4): p. 377-93.
136. Furuse, K., et al., Phase III study of concurrent versus sequential thoracic radiotherapy in combination with mitomycin, vindesine, and cisplatin in unresectable stage III non-small-cell lung cancer. *J Clin Oncol*, 1999. **17**(9): p. 2692-9.
137. Curran, W.J., Jr., et al., Sequential vs. concurrent chemoradiation for stage III non-small cell lung cancer: randomized phase III trial RTOG 9410. *J Natl Cancer Inst*, 2011. **103**(19): p. 1452-60.
138. Aupérin, A., et al., Meta-Analysis of Concomitant Versus Sequential Radiochemotherapy in Locally Advanced Non-Small-Cell Lung Cancer. *Journal of Clinical Oncology*, 2010. **28**(13): p. 2181-2190.
139. Bradley, J.D., et al., Standard-dose versus high-dose conformal radiotherapy with concurrent and consolidation carboplatin plus paclitaxel with or without cetuximab for patients with stage IIIA or IIIB non-small-cell lung cancer (RTOG 0617): a randomised, two-by-two factorial phase 3 study. *Lancet Oncol*, 2015. **16**(2): p. 187-99.
140. De Ruysscher, D., et al., State of the art radiation therapy for lung cancer 2012: a glimpse of the future. *Clin Lung Cancer*, 2013. **14**(2): p. 89-95.
141. McGibney, C., et al., Dose escalation of chest in non-small cell lung cancer: is three-dimensional conformal radiation therapy really necessary? *Int J Radiat Oncol Biol Phys*, 1999. **45**(2): p. 339-50.



142. Perez, C.A., et al., *Impact of tumor control on survival in carcinoma of the lung treated with irradiation. Int J Radiat Oncol Biol Phys*, 1986. **12**(4): p. 539-47.
143. Cox, J.D., et al., *Dose intensity of radiation therapy in non-small cell carcinoma of the lung: a review of RTOG data and strategies. Lung Cancer*, 1994. **10**: p. S161-S166.
144. Sause, W.T., et al., *Radiation Therapy Oncology Group (RTOG) 88-08 and Eastern Cooperative Oncology Group (ECOG) 4588: preliminary results of a phase III trial in regionally advanced, unresectable non-small-cell lung cancer. J Natl Cancer Inst*, 1995. **87**(3): p. 198-205.
145. Saunders, M., et al., *Continuous, hyperfractionated, accelerated radiotherapy (CHART) versus conventional radiotherapy in non-small cell lung cancer: mature data from the randomised multicentre trial. CHART Steering committee. Radiother Oncol*, 1999. **52**(2): p. 137-48.
146. Saunders, M., et al., *Continuous hyperfractionated accelerated radiotherapy (CHART) versus conventional radiotherapy in non-small-cell lung cancer: a randomised multicentre trial. CHART Steering Committee. Lancet*, 1997. **350**(9072): p. 161-5.
147. Bese, N.S., J. Hendry, and B. Jeremic, *Effects of prolongation of overall treatment time due to unplanned interruptions during radiotherapy of different tumor sites and practical methods for compensation. Int J Radiat Oncol Biol Phys*, 2007. **68**(3): p. 654-61.
148. Burrige, N.A., C.G. Rowbottom, and P.A. Burt, *Effect of contrast enhanced CT scans on heterogeneity corrected dose computations in the lung. J Appl Clin Med Phys*, 2006. **7**(4): p. 1-12.
149. Gámez, C., et al., *PET/CT fusion scan in lung cancer: current recommendations and innovations. J Thorac Oncol*, 2006. **1**(1): p. 74-7.
150. Ford, E.C., et al., *Respiration-correlated spiral CT: a method of measuring respiratory-induced anatomic motion for radiation treatment planning. Med Phys*, 2003. **30**(1): p. 88-97.
151. Harsolia, A., et al., *Dosimetric advantages of four-dimensional adaptive image-guided radiotherapy for lung tumors using online cone-beam computed tomography. Int J Radiat Oncol Biol Phys*, 2008. **70**(2): p. 582-9.
152. Partridge, M., et al., *Improvement in tumour control probability with active breathing control and dose escalation: a modelling study. Radiother Oncol*, 2009. **91**(3): p. 325-9.
153. Greco, C., et al., *Current status of PET/CT for tumour volume definition in radiotherapy treatment planning for non-small cell lung cancer (NSCLC). Lung Cancer*, 2007. **57**(2): p. 125-34.
154. Senan, S., et al., *Defining target volumes for non-small cell lung carcinoma. Semin Radiat Oncol*, 2004. **14**(4): p. 308-14.
155. Emami, B., et al., *The impact of regional nodal radiotherapy (dose/volume) on regional progression and survival in unresectable non-small cell lung cancer: an analysis of RTOG data. Lung Cancer*, 2003. **41**(2): p. 207-14.
156. Giraud, P., et al., *Evaluation of microscopic tumor extension in non-small-cell lung cancer for three-dimensional conformal radiotherapy planning. Int J Radiat Oncol Biol Phys*, 2000. **48**(4): p. 1015-24.
157. Spoelstra, F.O.B., et al., *Role of Adaptive Radiotherapy During Concomitant Chemoradiotherapy for Lung Cancer: Analysis of Data From a Prospective Clinical Trial. International Journal of Radiation Oncology*Biophysics*Physics*, 2009. **75**(4): p. 1092-1097.
158. Yom, S.S., et al., *Initial evaluation of treatment-related pneumonitis in advanced-stage non-small-cell lung cancer patients treated with concurrent chemotherapy and intensity-modulated radiotherapy. Int J Radiat Oncol Biol Phys*, 2007. **68**(1): p. 94-102.
159. Antonia, S.J., et al., *Durvalumab after Chemoradiotherapy in Stage III Non-Small-Cell Lung Cancer. N Engl J Med*, 2017. **377**(20): p. 1919-1929.
160. Antonia, S.J., et al., *Overall Survival with Durvalumab after Chemoradiotherapy in Stage III NSCLC. N Engl J Med*, 2018.
161. Pepe, C., et al., *Adjuvant vinorelbine and cisplatin in elderly patients: National Cancer Institute of Canada and Intergroup Study JBR.10. J Clin Oncol*, 2007. **25**(12): p. 1553-61.
162. Früh, M., et al., *Pooled analysis of the effect of age on adjuvant cisplatin-based chemotherapy for completely resected non-small-cell lung cancer. J Clin Oncol*, 2008. **26**(21): p. 3573-81.
163. Gilligan, D., et al., *Preoperative chemotherapy in patients with resectable non-small cell lung cancer: results of the MRC LU22/ NVALT 2/ EORTC 08012 multicentre randomised trial and update of systematic review. Lancet*, 2007. **369**(9577): p. 1929-37.
164. Auperin, A., et al., *Meta-analysis of concomitant versus sequential radiochemotherapy in locally advanced non-small-cell lung cancer. J Clin Oncol*, 2010. **28**(13): p. 2181-90.
165. Gray, J.E., et al., *Three-Year Overall Survival with Durvalumab after Chemoradiotherapy in Stage III NSCLC-Update from PACIFIC. J Thorac Oncol*, 2019.